

Southend-on-Sea Council Tax 2019/2020



About this leaflet

This leaflet contains information on how the Council Tax for 2019/20 has been calculated, shows where the Council’s funding comes from and how it will be spent on Council services during the course of the year ahead.

The Council Tax for Southend-on-Sea has been increased by 4.49%, which includes 2.99% for general use and 1.5% for Adult Social Care. In addition, there are increases added from Essex Police, Essex Fire and Rescue Services and Leigh Town Council. Overall the Council Tax level still remains as one of the lowest in the country.

2019/20 marks yet another year where the Council has had to make difficult decisions as a result of the ongoing reduction in funding from Central Government. Government funding reductions are set to continue into the future and alongside increasing service demands particularly in adults and children’s spending the Council will need to identify further budget reductions totalling approximately £19m from 2020/21 to 2023/24 to balance its overall budget.

However, despite the on-going adverse economic and financial conditions, the Council has tried wherever possible to minimise the impact on front line services, whilst still maintaining the full range of services it currently provides.

We are continuing to make efficiency savings wherever we can. This year we have continued our approach to renegotiate existing contracts, rationalising our internal systems and staff structures, generating new income and working with our partners to deliver services jointly and more economically.

We are working to make lives better. Work on our shared ambition for ‘Southend 2050’ has helped us identify the type of Borough our residents and businesses want to see.

There will be more investment in things that are important to people now, including fixing more roads and pavements, investing in housing, community safety, school places and maintaining Southend Pier, our pride and joy.

We will create opportunity and prosperity through projects such as Airport Business Park Southend and Better Queensway. We are also ensuring people can stay safe and well throughout their lives by investing £5.7m into children’s and adult services, developing a new care

Contents

home, upgrading our CCTV system, and investing in sea defences.

Full details of the Council budget and level of Council Tax can be found in the following pages along with some useful information on discounts and exemptions for Council Tax.



A summary of this publication can be provided in alternative formats such as Braille, audio-tape or in large print. Translations of this document in alternative languages are also available upon request.

- 2 About this leaflet
- 4 The amount you pay
- 4 Levies
- 5 The Council's spending on services
- 6 The Council's spending at Band D equivalent
- 7 Adult Social Care
- 9 How your money will be spent and where it comes from
- 9 Capital investment in Southend
- 10 Leigh-on-Sea Town Council
- 11 Leigh-on-Sea expenditure plans
- 12 Exemptions from Council Tax
- 14 Penalties
- 14 SMS text messaging
- 15 Discounts
- 16 Disregards
- 17 Additional help
- 18 Need help?
- 19 Help us save taxpayers' money
- 20 Appeals
- 21 Recycle for Southend
- 22 Fly Tipping
- 23 Essex Police and Essex County Fire & Rescue Service Summary
- 27 MySouthend
- 28 Council Hotlines

Council Tax 2019/20 • The amount you pay

Each domestic dwelling has been allocated to one of eight bands according to the open market value at 1st April 1991. The amount per band is as follows:

Valuation Band	Range of Values £	Council Tax 2019/2020 Leigh-on-Sea Town Council Area £	Council Tax 2019/2020 All other parts of the Borough £	Ratio to Band D
A	Up to and including 40,000	1,130.22	1,098.42	6/9
B	40,001 - 52,000	1,318.59	1,281.49	7/9
C	52,001 - 68,000	1,506.96	1,464.56	8/9
D	68,001 - 88,000	1,695.33	1,647.63	1
E	88,001 - 120,000	2,072.07	2,013.77	11/9
F	120,001 - 160,000	2,448.81	2,379.91	13/9
G	160,001 - 320,000	2,825.55	2,746.05	15/9
H	More than 320,000	3,390.66	3,295.26	18/9

Levies

The Borough Council is required to contribute to the services provided in Southend-on-Sea by the following bodies.

2018/2019 £000		2019/2020 £000
195	Essex Local Flood Defence Committee	200
415	Coroner's Court	417
22	Kent & Essex Sea Fisheries Committee	22
632	Total	639

Flood status warnings and information booklets are available from the 24-hour FLOODLINE service on 0845 988 1188.

The Council's spending on services 2019/20

2018/2019				2019/2020		
EXP £m	INC £m	NET £m	Portfolio	EXP £m	INC £m	NET £m
13.1	(2.2)	10.9	Leader	14.0	(2.2)	11.8
7.2	(5.8)	1.4	Growth	9.9	(8.8)	1.1
66.6	(26.1)	40.5	Adults and Housing	68.6	(29.3)	39.3
90.1	(66.3)	23.8	Children and Learning	83.4	(56.4)	27.0
116.2	(105.8)	10.4	Healthy Communities and Wellbeing	99.4	(87.5)	11.9
16.1	(12.4)	3.7	Infrastructure	17.2	(12.6)	4.6
34.7	(29.3)	5.4	Public Protection	36.4	(29.3)	7.1
0.6	0.0	0.6	Levies	0.6	0.0	0.6
5.7	0.0	5.7	Contingency	5.1	0.0	5.1
12.6	(1.1)	11.5	Financing Costs, Interest etc	16.2	(1.6)	14.6
0.0	(2.3)	(2.3)	Non Service Specific Grants	0.0	(3.9)	(3.9)
11.4	0.0	11.4	Earmarked Reserves and Capital Contributions	6.5	0.0	6.5
374.3	(251.3)	123.0	Total Southend-on-Sea Borough Council	357.3	(231.6)	125.7
			(34.0) Business Rates			(36.5)
			(10.3) Revenue Support Grant			(5.9)
			(2.5) Collection Fund Surplus			(2.5)
		76.2	SBC Unparished Council Tax Requirement			80.8
		0.4	Leigh Town Council Precept			0.4
		76.6	Total SBC Council Tax Requirement			81.2
		9.7	Essex Police and Crime Commissioner			11.3
		4.1	Essex Fire Authority			4.2
		90.4	Total Council Tax Requirement			96.7

Council's spending 2019/2020 at Council Tax Band D Equivalent

Band D Equivalent	2018/2019 £	2019/2020 £	
Gross Expenditure	6,496.46	6,116.24	
Gross Income	(4,360.83)	(3,965.64)	
Net Expenditure	2,135.63	2,150.60	
Business Rates	(590.32)	(624.17)	
Formula Grant	(179.10)	(101.41)	
Use of Reserves	0.00	0.00	
Collection Fund Surplus	(43.39)	(42.80)	
What you pay at Band D			% increase
Southend-on-Sea Borough Council *	1,322.82	1,382.22	4.49%
Essex PFCC - Police & Community Safety	169.02	192.96	14.16%
Essex PFCC - Fire & Rescue Authority	70.38	72.45	2.94%
Other than Leigh-on-Sea Town Council Area	1,562.22	1,647.63	5.47%
Leigh-on-Sea Town Council	46.89	47.70	1.73%
Leigh-on-Sea Town Council Area	1,609.11	1,695.33	5.36%

* this includes a 1.5% increase specifically for Adult Social Care

Government statement concerning adult social care funding

'The Secretary of State for Communities and Local Government has made an offer to adult social care authorities. ("Adult social care authorities" are local authorities which have functions under Part 1 of the Care Act 2014, namely county councils in England, district councils for an area in England for which there is no county council, London borough councils, the Common Council of the City of London and the Council of the Isles of Scilly.)

The offer is the option of an adult social care authority being able to charge an additional "precept" on its council tax for financial years from the financial year beginning in 2016 without holding a referendum, to assist the authority in meeting expenditure on adult social care. Subject to the annual approval of the House of Commons, the Secretary of State intends to offer the option of charging this "precept" at an appropriate level in each financial year up to and including the financial year 2019-20.'

Calculation for the percentage increase for the 2019/2020 Council Tax

The Council has increased the Council Tax charge for 2019/20 by 4.49%.

This is an increase of 2.99% on the standard Council charge and a 1.5% increase on the Adult Social Care (ASC) Precept charge which is used to help fund the rising cost of social care services for older and disabled adults.

How we calculate the increases

The standard Council charge and the ASC Precept make up the ‘Total Council Charge.’ It is this overall charge that is used to work out both increases for 2019/20.

The Total Council Charge for 2018/19 was £1,322.82 for a Band D property (line 3 of page 8 table).

The £1,322.82 was made up of the standard Council charge for 2018/19 of £1,244.53 (line 1), plus an ASC Precept of £78.29 (line 2).

Standard council charge increase – 2.99%

Firstly, we multiply the Total Council Charge for 2018/19 by 2.99%.

£1,322.82 (line 3) X 2.99% = £39.56 (line 4)

We then add that increase to the 2018/19 standard Council charge.

£1,244.53 (line 1) + £39.56 (line 4) = £1,284.09 (line 5)

ASC Precept charge increase – 1.5%

Firstly, we multiply the Total Council Charge for 2018/19 by 1.5%

£1,322.82 (line 3) X 1.5% = £19.84 (line 6)

We then add that increase to the 2018/19 ASC Precept charge.

£78.29 (line 2) + £19.84 (line 6) = £98.13 (line 7)

Total Council charge for 2019/20

The Total Council charge for 2019/20 is the new standard Council charge (£1,284.09) plus the new ASC Precept charge (£98.13) which equals **£1,382.22** (line 8).

A full table of the calculated 2019/20 charges is shown on Page 8.

	Band A	Band B	Band C	Band D	Band E	Band F	Band G	Band H
1 Standard Council Charge 18/19	£829.69	£967.97	£1,106.25	£1,244.53	£1,521.09	£1,797.65	£2,074.22	£2,489.06
2 Adult Social Care Precept (ASC) 18/19	£52.19	£60.89	£69.59	£78.29	£95.69	£113.09	£130.48	£156.58
3 Total Council Charge 2018/19	£881.88	£1,028.86	£1,175.84	£1,322.82	£1,616.78	£1,910.74	£2,204.70	£2,645.64
4 Increase in Standard Council for 2019/2020 (2018/19 Council charge x 2.99%)	£26.37	£30.77	£35.16	£39.56	£48.35	£57.15	£65.93	£79.12
5 2019/20 Standard Council charge on Bill (18/19 Standard Council charge + calculated increase)	£856.06	£998.74	£1,141.41	£1,284.09	£1,569.44	£1,854.80	£2,140.15	£2,568.18
6 Increase in Adult Social Care Precept for 2019/2020 (2018/19 Council charge x 1.5%)	£13.23	£15.43	£17.64	£19.84	£24.25	£28.65	£33.07	£39.68
7 2019/20 ASC Charge on Bill (18/19 ASC + calculated increase)	£65.42	£76.32	£87.23	£98.13	£119.94	£141.74	£163.55	£196.26
8 Total Council Charge 2019/20	£921.48	£1,075.06	£1,228.64	£1,382.22	£1,689.38	£1,996.54	£2,303.70	£2,764.44

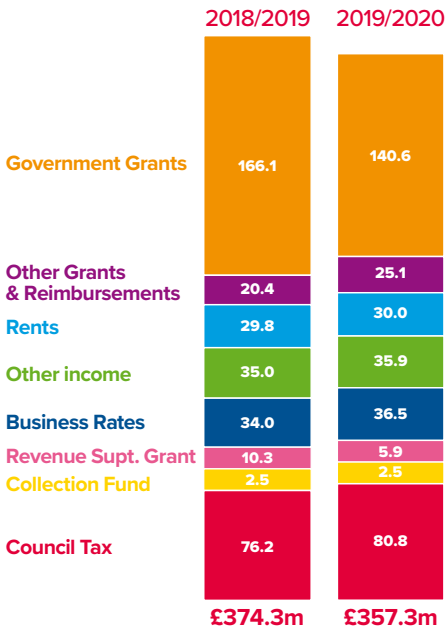
*Additional increases can be found on the demand relating to the Police, Fire Services and Leigh Town Council, details on these increases are explained in this booklet separately.

**Please note in line with the legislation the percentage increases are displayed to 2 decimal places only.

How the money will be spent (£m)



Where the money comes from (£m)



Capital Investment in Southend

The Council has plans to spend a total of £74.4m on capital schemes for 2019/20.

General Fund Services	£m
Enterprise and Regeneration	15.0
School Improvement	14.3
Highways and Infrastructure	13.5
Culture and Tourism	5.2
Investment in ICT	2.6
Southend Pier	2.5
Improvements & Priority Works to Council Property	2.0
Disabled Facilities Grants and Private Sector Housing	1.7
Community Safety	1.7
Energy Efficiency	1.4
Social Care	1.0
Community Infrastructure Levy/ S106/S38	0.9
Total	61.8

Council Housing	£m
Decent Homes Improvements	6.9
Construction of New Housing on HRA Land	4.3
Disabled Adaptations	0.7
Sheltered Housing Remodelling	0.3
Energy Efficiency Measures	0.2
Acquisition of Leaseholds	0.2
Total	12.6

Leigh-on-Sea Town Council

One of the values that Leigh Town Council aspires to be is efficient and effective, delivering services, ensuring value for money and evaluating the impact of our actions. Because of this aspiration we have managed to keep the rise in the precept to a minimum level by careful management of our resources, forward planning and listening to our residents.

As always the Council is totally committed to its role in helping to provide services to meet community needs and aspirations. In 2019/20 the Council have budgeted to provide the following:

What is your money spent on?

- » Help and support our residents on a huge range of issues
- » Continue being a statutory consultee on planning, highways and licensing issues to help influence the shape of the future of Leigh
- » Working with volunteers, Friends of Leigh Library Gardens, Litterless Leigh etc.
- » Protecting the environment and heritage
- » Skate park major improvement works
- » Supporting community groups
- » Working alongside others
- » Funding Special Constables, school crossing patrol and Leigh Old Town First Aid Post
- » Providing and managing community facilities in particular the Community Centre, Skate Park, Strand Wharf, Bell Wharf Beach paddling pool and 17 acres of Allotment sites
- » Communicating, listening and supporting our residents
- » Publishing a community news magazine twice a year and a newsletter in the local press twice a year.
- » Regular popular events such as Leigh Lights, Youth Market, Community Event and Carol Service
- » Supporting the Arts in Leigh, Affordable Art Wall gallery and Artist in Residence in the Community Centre
- » Providing the Christmas Lights street decorations with the final phase of refurbishment
- » Providing street hanging baskets of flowers
- » Supporting local businesses
- » Representing our residents to other authorities
- » Council run monthly Farmers' Market

- » Provision of weekly Youth Club
- » Council run Community Centre Children's' Holiday Programme
- » Community Transport Scheme supporting elderly residents and providing social contact, including a monthly social club
- » Local Employer of 13 staff to facilitate and manage all Council services
- » Apprenticeship programme
- » Facilitator of community café which is a local employer of 8 staff
- » Repairs and improvements at the Community Centre
- » Hosting the Annual Town Community Meeting

Leigh-on-Sea Town Council expenditure plans 2019/2020

	£
Information & Support Services	171,058
Environment & Leisure	76,283
Policy & Resources	43,350
Allotments	26,737
Planning, Highways & Licensing	12,145
Community Facilities	297,545
Transferred from/to reserves	(10,243)
Allotments Income	(14,540)
Environment & Leisure Income	(9,700)
Policy & Resources	(2,100)
Community Facilities Income	(165,000)
Local Council Support Grant	(3,910)
Total Precept 2018/19	421,625

Exemptions from Council Tax

Certain properties are exempt from the payment of Council Tax. Below is a list of the exemptions currently available.

Code	Exemptions
B	Unoccupied and owned by a charity, (these are only exempt for up to six months.)
F	Unoccupied and waiting for probate or letters of administration to be granted (and for up to six months after probate has been granted)

Please note that for exemptions B & F Council Tax becomes payable after the maximum period of exemption. The initial bill may show no charge until the end of the financial year. A new Council Tax bill will be issued then showing the changes when the exemption expires.

D, E or I	Unoccupied and left empty by someone detained in prison or hospital, or has permanently moved to receive personal care in a hospital, a nursing or residential home, or elsewhere.
G	Unoccupied because occupation is forbidden by law
H	Unoccupied and waiting to be occupied by a minister of religion
J	Unoccupied and left empty by someone who has moved in order to provide personal care to another person.
K	Unoccupied and left empty by full time students living elsewhere to study
L	Unoccupied following repossession by the mortgagee
M	Halls of residence provided for the accommodation of students
N	Occupied solely by students, school leavers or college leavers and by partners or dependents (who are not entitled to public funds) of those students

- O** Property provided by the MoD for armed forces accommodation. The MoD will make contributions to the cost of local services in lieu of Council Tax.
- P** Occupied by members of visiting armed forces
- Q** Unoccupied and the responsibility of a bankrupt's trustee
- R** Unoccupied caravan pitches or houseboat moorings
- S** Occupied solely by persons under the age of 18
- T** Unoccupied annexe within a single property which cannot be let out separately due to a planning restriction.
- U** Occupied solely by persons who qualify as severely mentally impaired, but would otherwise be liable for the Council Tax, or where they share with full time students.
- V** Occupied dwelling where one or more persons liable for Council Tax is a diplomat
- W** Occupied annexe within a single property which is the sole or main residence of a **dependent** relative of a person who is resident in the main dwelling. Dependent means aged 65 years or more, or severely mentally impaired, or substantially or permanently disabled.

If your bill indicates that a discount, disregard or exemption has been allowed and your circumstances have changed or change in the future, you must let the Council Tax Team know, as it may affect your entitlement.

If you fail to do so you may be required to pay an initial penalty of £70 and pay any additional charge due.



Penalties

Southend-on-Sea Borough Council may impose a penalty of £70 for failure to notify within 21 days on matters which affect your entitlement to a discount or exemption. A penalty of £70 may also be imposed if you fail to respond to a request for liability information within 21 days. Each subsequent failure may result in a penalty of £280 being imposed. For further details visit the following link www.southend.gov.uk/info/100001/council_tax

If you wish to appeal a penalty imposed on your bill you should do so in the first instance to Southend-on-Sea Borough Council. Should you remain unhappy with the Council's decision you can appeal to the Valuation Tribunal Service. Any penalty appeal to the VTS should be made in writing within 2 months from the date that the penalty is first included on your bill. Further details can be found online at www.valuationtribunal.gov.uk

SMS text messaging

If your Council Tax account falls into arrears the Council may send a text message reminder before taking further recovery action. The Council may also contact you by text message in order to determine correct liability.

This service can prevent statutory recovery documents being issued and may help customers avoid paying expensive costs.

Whilst this service is offered to prevent customers falling further into arrears, it should not be relied upon and may not always be available. It is your responsibility to maintain the instalments due on your account in line with the demand notice issued and failure to do so will result in recovery action being taken.

The Council has adopted this service to help assess and collect outstanding tax. The Revenues Department will therefore not send marketing information, or pass your details onto 3rd party marketing companies.

However, this authority is under a duty to protect the public funds it administers, and to this end may use the information you have provided for the prevention and detection of fraud. It may also share this information with other bodies responsible for auditing or administering public funds for these purposes.

Please visit www.southend.gov.uk/dataprotection or call us on 01702 215001 should you require further information.

If you would like to update the Revenues team with a new phone number, or you would like to opt out of receiving text messages for Council Tax please visit the Council Tax section on the Council's website at www.southend.gov.uk

Discounts

The Council assumes that two adults live in a property unless we are advised otherwise. If only one adult lives in a property as their main home the Council Tax bill can be reduced by a quarter (25%). If a person's main home is occupied as a requirement of their job a 50% discount may be available on the second home.

Empty and Unfurnished Property Discount:

An unoccupied and substantially unfurnished property can be awarded a 100% discount for a maximum period of 1 month from the date it was last occupied, assuming it had been occupied for at least 6 weeks immediately before the empty and unfurnished period.

Second Homes:

A furnished but unoccupied property which is nobody's sole or main residence can be recorded for Council Tax purposes as a "Second Home". No discount is available but the property will not become subject to the additional 100% Long Term Empty Premium.

Long Term Empty Properties:

The owner of any property which has been empty and unfurnished for two years or more is subject to a 100% premium with effect from 1st April 2019, in addition to the usual full Council Tax charge for the property. Change of ownership or liability does not affect the premium charged on a property. In determining whether a dwelling is long term empty, no account shall be taken for any one or more periods less than 6 weeks during which the property is not empty.

Discounts on annexes:

If an annexe is used by an occupier of the main dwelling as part of their main residence, or is occupied by their relatives, a 50% discount can be applied after any existing discount they may be entitled to. A relative is a spouse, civil partner, blood relative or step child. Annexes occupied by dependent relatives may be exempt from Council Tax under Class W.

Property in need of or undergoing structural repair or alteration:

There is no longer a discount available on this basis. If the property is unoccupied and substantially unfurnished however, it may qualify for up to 1 month Empty and Unfurnished 100% Discount, as described above, and will thereafter be recorded as empty and unfurnished until the Council is advised otherwise.

Disregards

Some people will not be counted when looking at the number of adults resident in a property. People entitled to a disregard from Council Tax include:

- » full-time students, student nurses, apprentices and Youth Training trainees, or the spouse or civil partner of a foreign student
- » people who are being permanently looked after in hospital or care homes
- » people who are severely mentally impaired
- » people staying in certain hostels or night shelters
- » 18 and 19 year olds who are at or have just left school or college
- » persons for whom Child Benefit is payable
- » careworkers working for low pay, usually for charities
- » people caring for someone with a disability who is not a spouse, partner, or a child under 18
- » members of visiting forces and certain international institutions
- » members of religious communities
- » people detained in prison or hospital (except those in prison for non-payment of Council Tax or a fine)
- » people who are diplomats or members of an international organisation headquartered in the UK

A 25% disregard can be applied if all but one person are disregarded

A 50% disregard can be applied if all persons are disregarded (unless all persons are severely mentally impaired or full time students; in this case a full exemption from Council Tax can be applied)

People with disabilities

If an occupant of your property is dependent on the use of a wheelchair in the home, or has a room, kitchen or bathroom set aside for their sole use to meet the special needs of their disability, you may be entitled to have your Council Tax Valuation Band reduced by one band, or an additional reduction applied if your property is already in Band A.

Important! You may be required to provide documentary evidence to support any request for discount or disregard at the time of your application; If requested information is not provided the Council reserves the right to refuse the discount.

Additional help

Second Adult Rebate

This is only available to Pensioners. This a reduction to your Council Tax charge based on the personal circumstances of a second adult (not a partner) in the property.

Council Tax Reduction

If you're on a low income, you may be entitled to some help towards paying your Council Tax. This is called Council Tax Reduction (CTR).

Council Tax Reduction is means tested. This means that your income will be assessed – this includes savings, pensions and your partner's income.

You can only claim CTR for the property you live in.

- » For Working Age people the CTR awarded is subject to a cap of 75% of your Council Tax charge; this is paid up to the Band D charge only. Also, you will not be eligible to claim if you have over £6,000 in savings and capital.
- » For pensioners, there is no cap to the potential award, though as a means tested benefit it will not always cover your full Council Tax charge. Also, you will not be eligible to claim if you have over £16,000 in savings and capital.

If you would like to know a more accurate forecast of your Council Tax Reduction entitlement please use the Council Tax Reductions calculator at www.southendcts.entitledto.co.uk

To make an application for either or find out more about the scheme go to www.southend.gov.uk/benefits



Need help?

If you do not have access to a computer the Customer Service Centre has a self serve suite where you can log on and find the relevant information surrounding this change. Alternatively you can go to any library and use the online facilities they have there.

The Revenues and Benefits section is committed to help you get ready for this change. To view the different payment options that are available to you please visit www.southend.gov.uk/counciltax and select the title 'Pay Your Council Tax'. Alternatively please email ctax@southend.gov.uk your query and we will be available to discuss payment options with you.

There is also other help available for your financial planning. The Citizens Advice Bureau (CAB) offers free, independent face-to-face and telephone advice to help people cope with changes in their finances. Advisors will be able to help you with your financial planning for the new scheme. You can visit: www.adviceguide.org.uk or call 0844 477 0808.

Help us to help you

Please contact us on (01702) 215001 or by email to ctax@southend.gov.uk if you are having problems paying your Council Tax so we can make sure you are receiving all the help you are entitled to. Do not wait until you are in debt as this often makes it more difficult to solve the problem. **Your instalments are due on the dates shown on your bill; if you pay late you may receive a reminder notice, final notice or even a summons, which would incur additional costs on your account.**

If you change your address, or if any of your circumstances change in any way, you must tell us as it may affect your bill. (For example, if you live alone and another adult is moving in to your property, or the person you live with moves out, or falls into one of the groups listed under Disregards.)

Help us save taxpayers' money

Every year, fraud costs Local Government billions of pounds. Southend-on-Sea Borough Council believes fair and effective investigation and prosecution is essential in order to protect public funds and thereby save money, which can then be used to support vital services.

What are the types of fraud? Some examples are:

- » Council Tax Fraud
 - » Stating you live alone when you don't
 - » Not reporting changes in circumstances
- » Housing Tenancy Fraud
 - » Being dishonest in order to obtain social housing
 - » Subletting a social housing property
 - » Key selling or unlawful occupation of a social housing property
 - » Being dishonest in order to purchase your social housing property
- » Business Rates Fraud
 - » Falsely claiming rate relief or empty property exemptions
- » Social Care Fraud
 - » Being dishonest about your financial circumstances
 - » Incorrect use of personal budgets.
- » Blue Badge Fraud
 - » Displaying or using the Blue Badge when the badge holder is not present

How do I report suspected fraud?

You do not need to give your name just the details of the suspected fraud. The information you give will be treated in the strictest confidence. If you suspect that someone is receiving council support such as, Council Tax reduction, housing or social care, which they are not entitled to, then please:

- » Visit www.southend.gov.uk and use the online 'Report a Suspected Fraud' form
- » Send an email to counterfraud@southend.gov.uk
- » Call the Southend-on-Sea 24 hour Fraud Reporting Line number on **03000 999 111** or if you would like to speak to someone directly in the Counter Fraud & Investigation Directorate call **(01702) 215254** during office hours (9.00am – 5.15pm).

For matters relating to benefits call the National Benefit Fraud Hot-Line number on **0800 854440**.

All allegations received are investigated so the more information you give will assist us in investigating them fully.

Appeals

The Council Tax banding of your home is decided by the Valuation Office Agency, and not the Council, and is based on what a property would have sold for on 1st April 1991. If you disagree with the Valuation Band your home has been allocated please visit the Valuation Office website www.voa.gov.uk in the first instance for further information and details of the limited circumstances that constitute a valid proposal to alter the Council Tax Valuation List.

Alternatively you may contact the Valuation Office by telephone on [03000 501501](tel:03000501501) or in writing to the Valuation Office Agency, Earle House, Colonial Street, Hull, HU2 8JN, or by email to cteast@voa.gsi.gov.uk

You can also make an appeal to the Council if you think that you are not liable to pay Council Tax, for example if you are not the resident or the owner, or because your property should be exempt, or if you believe that a mistake has been made in the calculation of your bill.

In these circumstances please write to the Council Tax section at Southend-on-Sea Borough Council, Civic Centre, Victoria Avenue, Southend-on-Sea, SS2 6ER or email ctax@southend.gov.uk with details of your appeal.



RECYCLE FOR SOUTHEND

Did you know that for every additional 1% of waste recycled we save £100,000? That's £100,000 which can be used to support other Council services – instead of just throwing it away in our black sacks!

Your Improved Recycling Service

Blue Paper and Card Box

Newspapers, magazines and catalogues • Leaflets, brochures and junk mail • Envelopes (including ones with windows) • Shredded paper • White office paper • Telephone directories • Cereal boxes • Ready meal sleeves • Kitchen and toilet roll tubes • Cardboard boxes • Corrugated cardboard • Cartons e.g. *Tetra Pak* • Greetings cards • Egg boxes

Large cardboard should be flattened and left under, or next to, the box on your collection day.



Textile Recycling

Clean and dry textiles can be placed in the specially provided clear sacks.



Small electricals recycling

Place any small electricals – from mobile phones to laptops and toasters – in a normal carrier bag and present alongside your other recycling.

Pink Recycling Sack

Household plastic packaging • Plastic bottles • Glass bottles & jars • Foil • Food tins & drink cans • Confectionary tins • Aerosols

Please ensure all items are free from food waste so that we can recycle them.



Blue Food Waste Bin

Recycle all your food waste, whether cooked or uncooked:

Meat & fish (including bones) • Bread, cakes & biscuits • Fruit & vegetables (and peelings) • Cheese • Eggs (and their shells) • Rice, noodles & pasta • Tea bags & coffee grounds • Leftovers & plate scrapings

Use your compostable food waste liners to keep your bin clean – and your reusable hanger can be presented on your caddy to request more liners when you run out.



Remember! Please put the right thing in the right bag, box or bin!

HOUSEHOLD WASTE RECYCLING CENTRES (HWRCs)

Stock Road – Southend-on Sea SS2 5QF

Leigh Marshes – Leigh-on-Sea SS9 2ET

Present your driving licence or council tax bill as proof of address to access these sites



For opening times and further information about recycling visit:

www.southend.gov.uk/recycling

FLY TIPPING

We will take enforcement action against anybody found fly-tipping or littering. Fly tipping is a serious criminal offence and courts can impose imprisonment, fines up to **£50,000**, costs and orders to deprive rights to vehicles used during the offence. Veolia offers a chargeable bulky waste collection or free recycling and disposal for household waste at either of our Household Waste Recycling Centres (tips). Littering is usually smaller items for which a **£150** Fixed Penalty Notice can be issued. Leaving items on the public footpath (whether sacks on non-collection days or bulky items) could be classed as littering or fly-tipping. Please ensure items are kept on your own property and are accessible and visible on the inside edge of your property by 7am on your scheduled collection day.

Residents have a duty to dispose of their waste correctly. If you pass your waste to a disreputable waste removal business and it is found fly-tipped, you could still be held responsible for the crime.

WANTED FOR FLY TIPPING



If you find someone through social media, advert or leaflet, or you use a trades-person to carry out work at your home – ask for their waste carrier's licence. It is illegal for them to take your waste if they don't have one.

You can check if they are a registered waste carrier online at environment.data.gov.uk/public-register and selecting "Search waste carriers, brokers and dealers". If they don't have a licence, don't use them.

For advice please download the [Householders Duty of Care](#) Leaflet.

SEE IT... REPORT IT

Incidents can be reported on [MySouthend](#).

If you see fly-tipping and it is safe to do so, take photographs and keep a record of any vehicle number plates involved in the incident.



ESSEX POLICE AND ESSEX COUNTY FIRE & RESCUE SERVICE PRECEPTS 2019/2020

PFCC 
POLICE, FIRE AND CRIME
COMMISSIONER FOR ESSEX



Investing in more local, visible and accessible policing by: funding the recruitment of up to 215 additional officers, bringing police officer numbers to over 3,200 by March 2020.



Essex County
Fire & Rescue Service

Helping to keep you safe by investing in: sprinkler initiatives for vulnerable communities, improvements to operational training and the recruitment and retention of firefighters.



Hello,

At the end of last year we carried out a public survey and more than 71 per cent of you who responded said you would be prepared to invest more in policing to help improve the service provided. 73 per cent of these positive respondents said they would be prepared to pay at least £20 a year more and 48 per cent said at least £25 more. In the light of that and following detailed discussions with the Chief Constable, I am increasing the policing element of the Council Tax by £24 a year for the average household, the maximum permitted by government without a referendum. This will mean that the average Band D property will pay £192.96 for policing in a year, an increase of £2 per month. The current levy is £169.02 per year.

I also set the budget for the Essex County Fire and Rescue Service. Based on detailed discussions with the Chief Fire Officer/Chief Executive, I am going to increase the precept by roughly the rate of inflation or 2.94 per cent. This will be equivalent to an increase of £2.07 a year resulting in a rise from £70.38 to £72.45 for a Band D Council Tax property.

Our budgets this year contain an ambitious set of measures to improve policing across our county and get ahead of the increase in crime and disorder that we have seen; they will also underpin the effectiveness of our fire and rescue service. Any increase in tax has an impact and I do not take the decision to increase precepts for both police and fire and rescue services lightly. However, I have heard the feedback from the public about the improvements we need to make and this money will make a real difference.

The total budget for Essex Police is £300.5 million. £175.8 million is from central government taxes and £124.6 million is drawn from local taxation.

Essex County Fire and Rescue Service's total budget is £73.8 million with £46.9 million coming from Council Tax and £24.5 million from central government taxes with the balance being drawn from the service's more than adequate reserves.

Last year the increase in the policing element of the Council Tax led to 150 additional officers joining Essex Police. These officers have been recruited, trained and are arriving in your communities now.

People across the county have been telling me that they want more policing and that they are prepared to pay more to have it. This year's budget will enable the Chief Constable to recruit up to 215 additional police officers, bringing numbers to over 3,200 by March next year which will get Essex Police near where it needs to be to deal with the level of demand we are seeing.



Roger Hirst - your Police, Fire and Crime Commissioner

ESSEX POLICE

£300.5m
TOTAL BUDGET

£175.9m
FROM CENTRAL
GOVERNMENT TAX

£124.6m
FROM LOCAL
TAXATION

This extra investment means: Up to 215 additional police officers on top of the 150 recruited this year, as well as 32 operational police staff and 18 police support staff.



NEW

68
TOWN CENTRE
POLICING

50
LOCAL
POLICING



21
ROAD
POLICING

20
WORKING WITH
CHILDREN & YOUNG
PEOPLE



20
CRIME & PUBLIC
PROTECTION
COMMAND

20
DEALING WITH
GANGS, VIOLENCE &
VULNERABILITY

7
GYPSY, TRAVELLER &
RURAL ENGAGEMENT

6
SERIOUS CRIME
DIRECTORATE

NEW

3
DEDICATED BUSINESS
CRIME TEAM

ESSEX COUNTY FIRE & RESCUE SERVICE



£73.8m
TOTAL BUDGET

£24.5m
FROM CENTRAL
GOVERNMENT TAX

£49.3m
FROM LOCAL TAXATION &
INTERNAL RESERVES

Extra investment:

£400,000
TO SUPPORT
RECRUITMENT &
RETENTION OF
FIREFIGHTERS

£372,000
ON SPRINKLER
INITIATIVES IN
VULNERABLE
COMMUNITIES

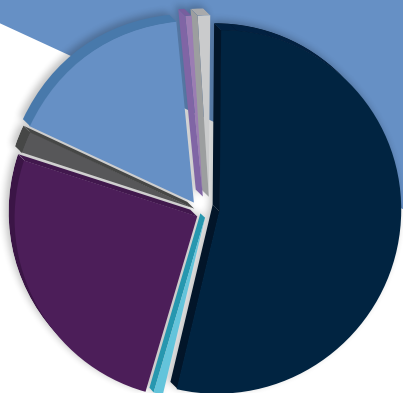


£600,000
TO SUPPORT
IMPROVEMENTS
TO OPERATIONAL
TRAINING



Expenditure Budgets (£000s) 2019-2020

ESSEX POLICE

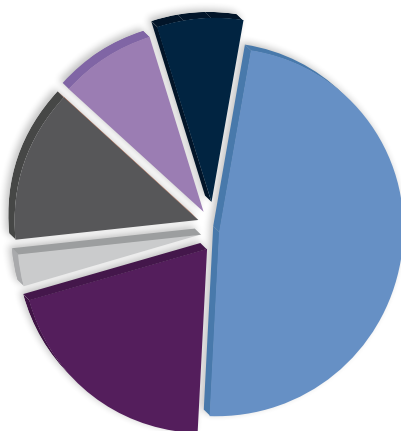


Police Officer pay & allowance	174,987
PCSO Staff pay & allowances	2,951
Police Staff pay & allowances	83,030
Other employees expenses	6,345
Premises, transport, supplies & services	54,065
Office of the PFCC	1,307
Commissioning grants	3,378
Gross Police & Crime Expenditure	326,063
<i>Income</i>	<i>(25,058)</i>
<i>Contribution from Reserve</i>	<i>(527)</i>
Net-cost of service	300,478



ESSEX COUNTY FIRE & RESCUE SERVICE

Firefighter pay	37,427
Control and support staff	15,388
Enabling services	2,196
Premises and equipment	10,464
Capital financing charges	6,493
Other costs	5,617
Gross Fire & Rescue Expenditure	77,585
<i>Operational grants & income</i>	<i>(3,788)</i>
Net-cost of service	73,797





Go online anytime

MySouthend: View and pay council tax, report a missed bin and much more...

Now you can speedily go online to:

- Report a missed bin collection
- Tell us about a pothole that needs fixing
- View and pay your council tax
- Apply for a licence
- and far more...

Register your account now to manage all your council accounts and transactions in one place. You can sign up to receive the latest news from us too.

my.southend.gov.uk

It's the fastest way to contact the council!

While you're there....

Help us save trees and money by opting for e-billing. Instructions are available at www.southend.gov.uk/ebilling

my.southend.gov.uk

Applications and enquiries can be made online by visiting: www.southend.gov.uk

View and manage your account online.

Visit www.southend.gov.uk and select **MySouthend**.

Service Area:	Telephone No:
Switchboard	01702 215000
Council Tax, Housing Benefit and Council Tax Reduction (including Non Domestic Rates)	01702 215001
Housing Advice and Choice Based Lettings	01702 215002
Parking, Highways and Transport	01702 215003
Planning, Development and Building Control	01702 215004
Environmental Health, Trading Standards & Licensing	01702 215005
Recycling, Waste, Fly Tipping, Fly Posting and Graffiti	01702 215006
Children's Services (including Education and Children's Social Services)	01702 215007
Adult Social Services	01702 215008
Registration Services (Births, Deaths and Marriages)	01702 215009
Electoral Registration and Councillor Enquiries	01702 215010
Leisure, Culture and Tourism (incl leisure/sports facilities, libraries, museums & parks)	01702 215011

Opening Hours: Monday to Friday 08:45 – 17:15